

COVID - 19

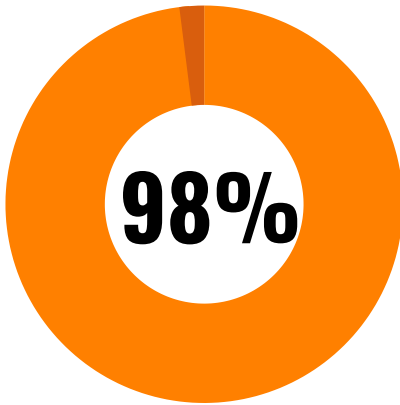
In California (April 2020-June 2021)



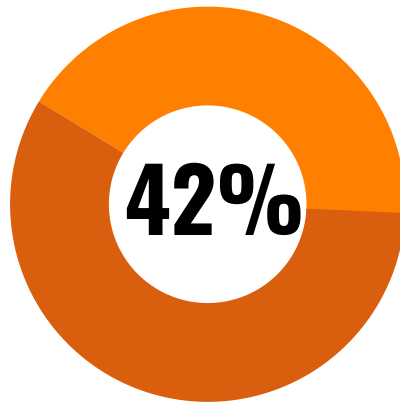
COVID-19 IMPACT OVERVIEW:

California Community Health Centers (CHCs) are committed to testing and serving patients in their communities. Federally Qualified Health Centers (FQHCs) [n=180] and FQHC Look-Alike Clinics [n=27] are asked to submit weekly data to the Health Resources and Services Administration (HRSA). This infographic provides a year end review of the HRSA reports.

CHC COVID-19 TESTING

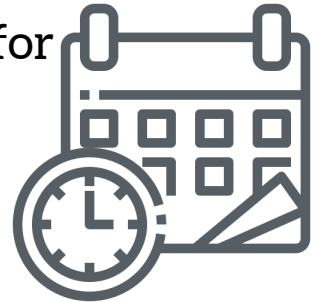


Ability to Test for COVID-19



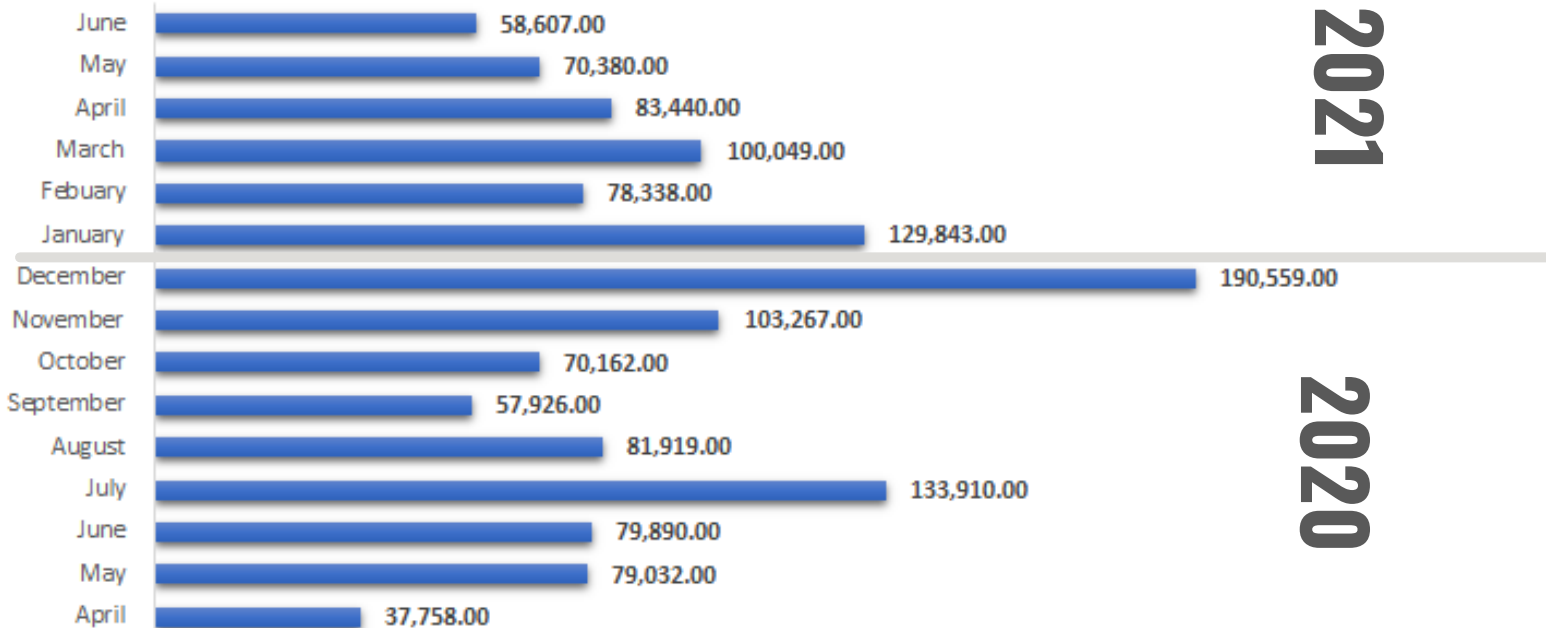
CHC Hosting Mobile Vans & Pop-up Clinics

Average turnaround time for COVID-19 test results



at **2-3 days**

TOTAL NUMBER OF TESTS ADMINISTERED



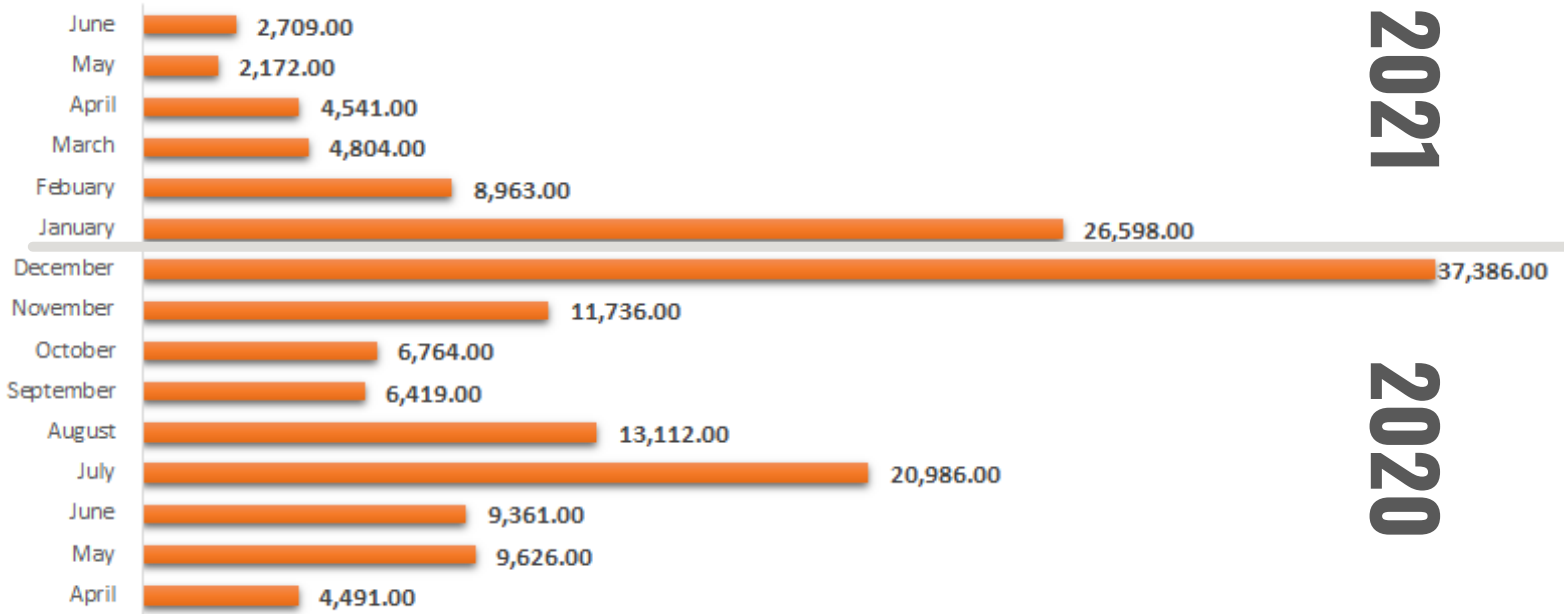
COVID - 19

In California (April 2020-June 2021)

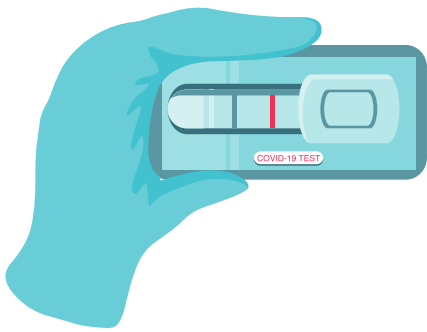


CHC COVID-19 TESTING

TESTED POSITIVE FOR COVID-19

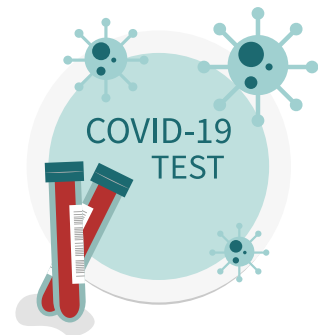


EQUITABLE RESPONSE



79%

AVERAGE TESTED POSITIVE - IDENTIFIED AS RACIAL OR ETHNIC GROUPS



71%

AVERAGE TEST ADMINISTERED - IDENTIFIED AS RACIAL OR ETHNIC GROUPS

COVID - 19

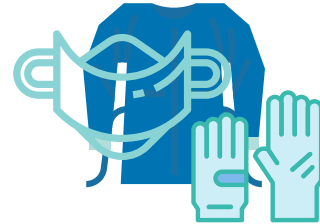
In California (April 2020-June 2021)



IMPACT ON HEALTH CENTER OPERATIONS


97%

CHC with adequate supply of PPE



93%

Health center weekly visits compared to pre-COVID-19 weekly visits



50%

Average Percent of Health Center Visits Conducted Virtually



31%

Average Number of Health Centers temporarily closed at least one site

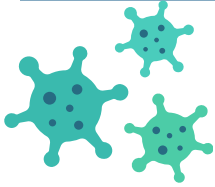


COVID - 19

In California (April 2020-June 2021)



COVID-19 VACCINATION



COVID Vaccine Series Complete

2,104,846

COVID Vaccine Series Initiated

2,342,709

Data is representative of months January- June 2021

COVID-19 VACCINES ADMINISTERED

Total Number of Administered Vaccines Since January 2021:

4.44 MIL +



CURRENT CHALLENGES DEPLOYING COVID-19 VACCINE

